



## Accessories for ALSIDENT® SYSTEM 75

### ... a wide selection of hoods and brackets

The range of accessories for ALSIDENT® SYSTEM 75 includes mounting brackets, hoods and reducers.

The mounting brackets are made of black or white powder coated steel. The bracket versions are either table brackets for fixing on the edge of a table, wall brackets or a wide selection of columns for ceiling mounting. The ceiling columns are available in standard lengths between 250 mm (10") and 2000 mm (80").

The reducers are made of Polypropylene (PP) and are used in the connection from the extraction arm to the ventilation system.

The selection of hoods for the 3 material versions of ALSIDENT® SYSTEM 75 is very wide.

It offers the best solution of adapting the choice of hood to the workplace in question and the type of pollution.

The choice of hood material depends on model and material version. The hoods for the ALSIDENT® SYSTEM 75 Aluminium arms are available in the following materials: transparent PETG, anodized or powder coated aluminium. The hoods for ALSIDENT® SYSTEM 75 antistatic arms are made of conductive Polypropylene (PP) or chromated aluminium (TCP). Hoods for ALSIDENT® SYSTEM 75 PP are made of white Polypropylene (PP) or powder coated aluminium.

See insert for further information. Please also feel free to visit [www.alsident.com](http://www.alsident.com) or contact your distributor.

Distributor



# ALSIDENT® SYSTEM 75

**Easily positioned all-round  
fume extraction arm**

## Local Exhaust – for a cleaner working environment

Installation of individual fume extraction systems at the source of the pollutant during the working process prevents the spread of polluted air into the surroundings. A local exhaust system is therefore the best solution for a clean working environment.

### User-friendly extraction arm

ALSIDENT® SYSTEM fume extraction arms are self-sustaining with internal threaded stays and bearing springs. This construction constitutes a very user-friendly fume extraction arm that is easy to adjust to the source of the pollutant during the working process.

### Easy maintenance and long durability

The only maintenance an ALSIDENT® SYSTEM extraction arm needs is cleaning according to requirements. It is easy to disassemble the arm and reassemble it after cleaning without the need for tools.

All ALSIDENT® SYSTEM extraction arms are made of high-quality materials ensuring easy maintenance and long durability. All plastic parts are made of shock-proof Polypropylene (PP). The aluminium parts are anodized and the internal and external surfaces of all brackets are powder coated. Threaded stays, springs and finger screws are made of acid-proof stainless steel ensuring long durability in aggressive environments. All O-rings are maintenance-free.

### Measurements of pressure drop and efficiency

The Danish Technological Institute has measured the sound level, pressure drop and efficiency of the ALSIDENT® SYSTEM extraction arms and hoods. Please contact your distributor, ALSIDENT® SYSTEM A/S or visit [www.alsident.com](http://www.alsident.com) for test results, dimensioning diagrams and installation heights.

# ALSIDENT® SYSTEM 75 – for medium jobs

## Applications

ALSIDENT® SYSTEM 75 is suited for air volumes between 80-180 m<sup>3</sup>/h (45-105 CFM).

Depending on material version, ALSIDENT® SYSTEM 75 is very applicable in trades such as laser techniques, laboratories, chemical industries, pharmaceutical industries, the food industry, vocational schools, universities and machine shops.

### Adjusted to the work conditions

The ALSIDENT® SYSTEM 75 fume extraction arms are quickly mounted with standard brackets for table, wall or ceiling.

The standard ALSIDENT® SYSTEM 75 is available in various types that are complementary to each other with reaches up to 1,990 mm (78.35"). Therefore it is possible to choose an extraction arm applicable for each work situation. See insert for further information.

## Material Versions

ALSIDENT® SYSTEM 75 is available in three material versions – aluminium (AL), antistatic (AS) and chemical resistant (CR). The choice of material version depends on each work process and type of pollution.

## Aluminium (AL)

– For most applications

ALSIDENT® SYSTEM 75 AL is used in environments with no special demands for chemical resistance or conductivity. The ALSIDENT® SYSTEM 75 AL extraction arms consist of aluminium tubes and joints of red or white Polypropylene (PP).

## Antistatic (AS)

– A safe choice for ESD and EX-environments

ALSIDENT® SYSTEM 75 AS extraction arms are used in environments with special demands for conductivity, e.g. in sensitive ESD-environments or in environments with explosive atmosphere. The extraction arms are delivered with an earthing wire.

The tubes and joints of the antistatic version are made of black conductive Polypropylene (PP).

ALSIDENT® SYSTEM 75 AS has been tested and approved for use in ESD-environments according to IEC 61340-5-1.

## Materials

	System 75 AL	System 75 AS	System 75 PP
<b>Tubes – Ø 75 mm / 3"</b>	Anodized Aluminium	Conductive Polypropylene (PP)	Polypropylene (PP)
<b>Joints and flanges</b>	Polypropylene (PP)	Conductive Polypropylene (PP)	Polypropylene (PP)
<b>Threaded stay and springs</b>	Acid-proof stainless steel <sup>1)</sup>	Acid-proof stainless steel <sup>1)</sup>	Acid-proof stainless steel <sup>1)</sup>
<b>Gas springs</b>	Steel	Steel	Steel
<b>O-rings</b>	Polyethylene (PE)	Conductive Polyethylene (PE)	Polyethylene (PE)

1) AISI 316L

ALSIDENT® SYSTEM 75 has also been approved for use in explosive areas and is marked:

**EX II 1 GD**

## Chemical Resistant (PP)

– for aggressive areas

The ALSIDENT® SYSTEM 75 Chemical Resistant (PP) extraction arms are used in work areas with special requirements for chemical resistance because of the type of pollution, e.g. chemical fumes. The tubes and joints of this material version are made of white Polypropylene (PP).




## Customized Solutions

– short delivery time

In addition to the standard range, ALSIDENT® SYSTEM 75 also offers special customized solutions. Please contact your ALSIDENT® distributor to find the best solution. ALSIDENT® offers short delivery time for both standard products and special solutions.



### System 75 Extraction Arms – Ø 75 mm / 3"

	Reach [mm/"]	Basic Article No.	ALU (as illustrated) Colour of joints:		PP (white) Colour of joints:		AS (Black)
			●	○	●	○	●
<b>TABLE MOUNTED – 2 JOINTS</b>							
	550 / 21.65	75-35-1-	4	5	7-4	7-5	6
	650 / 25.59	75-45-1-	4	5	7-4	7-5	6
	750 / 29.53	75-55-1-	4	5	7-4	7-5	6
<b>TABLE MOUNTED – 3 JOINTS</b>							
	830 / 32.68	75-3535-1-	4	5	7-4	7-5	6
	1105 / 43.50	75-5545-1-	4	5	7-4	7-5	6
	1290 / 50.79	75-6555-1-	4	5	7-4	7-5	6
	1620 / 63.78	75-9065-1-	4	5	7-4	7-5	X
<b>WALL- AND CEILING MOUNTED – 3 JOINTS</b>							
	795 / 31.30	75-3535-3-	4	5	7-4	7-5	6
	1200 / 47.24	75-3590-3-	4	5	7-4	7-5	6
	1060 / 41.73	75-5545-3-	4	5	7-4	7-5	6
	1230 / 48.43	75-6555-3-	4	5	7-4	7-5	6
	1550 / 61.02	75-9065-3-	4	5	7-4	7-5	22-6 <sup>1)</sup>
	1660 / 65.35	75-9065-3-22- <sup>1)</sup>	4	5	7-4	7-5	22-6 <sup>1)</sup>
	1730 / 68.11	75-9090-3-	4	5	X	X	X
	1990 / 78.35	75-9090-3-22- <sup>2)</sup>	4	5	7-4	7-5	6

1) With one external spring  
2) With two external springs

○ Only one colour  
X Not available












ALSIDENT® SYSTEM 75 consists of three parts to be ordered separately: Extraction arm, hood and bracket.  
Article no. of hoods and brackets – please see opposite page.  
For further information about accessories, please visit: [www.alsident.com](http://www.alsident.com)

Distributor





### Hoods

SUCTION PEN	Length [mm/"]	Basic Article no.	ALU (like photo) Colour/plastic parts:		PP (like photo) Colour/plastic parts:		AS (Black)
			●	○	●	○	
	250 / 9.84	1-7525	-	-	X	X	X
	250 / 9.84	1-7525-	X	X	7-4	7-5 (photo)	6
	250 / 9.84	1-7526-	4	5	X	X	X
SUCTION NOZZLE	Width [mm/"]	Basic Article no.	ALU (like photo) Colour/plastic parts:		PP (white) Colour/plastic parts:		AS (Black)
			●	○	●	○	
	250 / 9.84	1-7525-	4	5	X	X	X
HOOD	Dim. [mm/"]	Basic Article no.	ALU (like photo) Colour/plastic parts:		PP (white) Colour/plastic parts:		AS (Black)
			●	○	●	○	
	Dia.: 200 / 8	1-7524-	4	5	7-4	7-5	X
	Dia.: 200 / 8	1-7524-	X	X	X	X	6
	Dia.: 200 / 8	1-7524 <sup>1)</sup>	-	-	X	X	X
	420x320 / 16.54x 12.60	1-754232-	4*	5*	7-4	7-5	X
	Dia.: 280 / 11	1-7528-	4*	5*	X	X	X
	Dia.: 385 / 15	1-7535-	4*	5*	7-4	7-5	6
	330x240 / 13x9.45	1-753324-	4*	5*	7-4	7-5	6





\*) PETG: Polyethylene terephthalate, glycol modified

- 1) Suitable for autoclaving
- 2) Black on request
- 3) For PP tubes

- Only one colour
- Not available

ALSIDENT® SYSTEM 75 consists of three parts to be ordered separately: Extraction arm, hood and bracket.  
Article no. of extraction arms – please see opposite page.  
For further information about accessories, please visit:  
[www.alsident.com](http://www.alsident.com)

### Brackets

BRACKET / U-PROFILE	Description	Article no.	Colour	
	Table bracket	2-7510	white ○	
	U-profile	30-75-5	white ○	
	Wall Bracket	2-195	white ○	
		2-195-050	black ●	
CEILING COLUMN	Length [mm / "] - colour	Basic Article no.	Connection	
	250/10 ○	2-250-	X	20
	250 / 10 ●	2-250-050-	X	20
	500 / 20 ○	2-500-	80	20
	500 / 20 ●	2-500-050-	80	20
	750 / 30 ○	2-750-	80	20
	750 / 30 ●	2-750-050-	80	20
	1000 / 40 ○	2-1000-	80	20
	1000 / 40 ●	2-1000-050-	80	20
	1250 / 50 ○ <sup>2)</sup>	2-1250-	80	20
	1500 / 60 ○ <sup>2)</sup>	2-1500-	80	20
	1750 / 70 ○ <sup>2)</sup>	2-1750-	80	20
	2000 / 80 ○ <sup>2)</sup>	2-2000-	80	20

### Other Accessories

REDUCER	Diameter of pipe [mm / "]	Article no.	Colour
	80-75 / 3.15-2.95	4-8075	white ○
	80-75 / 3.15-2.95	4-8075-6	black ●
	100-75 / 3.94-2.95	4-10075	white ○
	100-75 / 3.94-2.95	4-10075-6	black ●
PROTECTIVE GRILL	Diameter of pipe [mm / "]	Article no.	Colour
	75	5-17	white ○
		5-17-6	AS (black) ●
		5-17-7 <sup>3)</sup>	PP (white) ○
SUPPORT BRACKET	Size [mm / "]	Article no.	Colour
	200 x 200 / 8 x 8	4-75-5	white ○
COVERING FLANGE	Size [mm / "]	Article no.	Colour
	200 x 200 / 8 x 8	4-200-200	white ○
AIRFLOW ALARM	Description	Article no.	Colour
	Audible and visual alarm at airflow below 4 m/sec.	10-01	as photo