


# **ASD 1200 MD 2Pa**

**Technical documentation**

Date of issue: 10/2015



# **ULT 1200**



**Clean air,  
high performance.**

**ASD-series, mobile  
air extraction and  
filtration units for  
dust and smoke.**



**Air handling equipment for environmental and health protection**

# Technical documentation


## Air extraction and filtration unit



# ASD 1200 MD 2Pa

### Use and application

The **ASD 1200 MD 2Pa** is suitable for collecting and filtering dry and non-combustible types of dust contained in non-explosive air mixtures. Any emitted and partially unhealthy **types of dust** ought to be extracted by collecting elements directly at their place of origin and filtered by the ASD 1200 MD 2Pa. The material of the filter elements ensures effective filtering out of the various dust particle sizes. Regular **automatic pneumatic cleaning** cycles of the cartridge filters guarantee very long main filter lifetimes. When the differential pressure over the cartridge filters gets too high the filters are cleaned off by the cross flow principle. Optional secondary filters can be integrated and raise the separation efficiency.



smoke and dust

### Examples

- ⇒ engraving
- ⇒ polishing
- ⇒ abrading

### ULT 1200 modular air extraction and filtration unit

mobile unit,  
with storage filter system  
robust steel housing, powder coated  
RAL 7035 light grey / RAL 7001 silver-grey



### Filter system:

Cartridge filter system  
automatically cleanable filter element for high  
pollutant emission


### Filter technology:

Main filter module

filter cartridge:	2 pieces
filter material:	polyester fibre
filter class:	BIA M, separation efficiency > 99% [with particles 1 µm]
filter surface:	2 x 4,5 m <sup>2</sup>

# Technical documentation

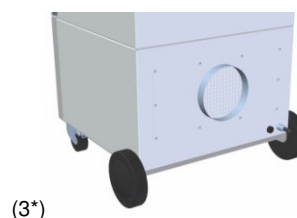

## Air extraction and filtration unit



# ASD 1200 MD 2Pa

## ASD 1200.0-MD.bb.cc.4002

Parameter	unit	-MD.18.18.	-MD.45.14.	-MD.81.14.
Max. air flow	m³/h	1.500	1.700	1.660
Max. vacuum	Pa	3.250	2.600	2.400
Nominal capacity	m³/h / Pa	1.000 / 1.700	1.000 / 1.800	1.000 / 1.800
Motor-nominal power	kW	0,86	1,50	1,50
Nominal voltage	V	1~ 230	3~ 400	1~ 230
Nominal current	A	4,8	3,5	8,75
Frequency	Hz	50 / 60	50	50
Protection class	IP	54	54	54
Type blower		blower	ventilator	ventilator
Noise level (at 50 - 100%)	dB(A)	55 - 65	62	72
Air flow controller		yes	no	no
Loaded particle filter indicator	acoustic	yes	yes	yes
Operating hours counter		no	yes	yes
SUB D9 interface	(1*)	optional	optional	optional
Digital control integrated	(2*)	optional	no	no
Remote digital control		optional	no	no
Air outlet DN 200	(3*)	optional	optional	optional
Air intake		2x Ø 160 mm take off		
	position	on top of the unit		
Air outlet		air exhaust louver		
	position	lower rear side		
Width	mm	790		
Depth	mm	820		
Height	mm	1.240		
Weight	kgs	ca. 200		
Length of power cable	m	5		
<b>Filter system</b>		filter system: cartridge filter, automatic cleaning		
		filter cartridges - set of 2 pcs		ULT 02.1.680
		polyester fibre 2 x 4,5 m² filter surface		
Teflon coated filter cartridges		<b>optional</b>		ULT 02.1.681
Particle filter cassette H13 or	Opt. 09	<b>optional</b>		ULT 02.1.633
Adsorption filter cassette A8 (charcoal)	Opt. 08	<b>optional</b>		ULT 02.1.604




# Technical documentation

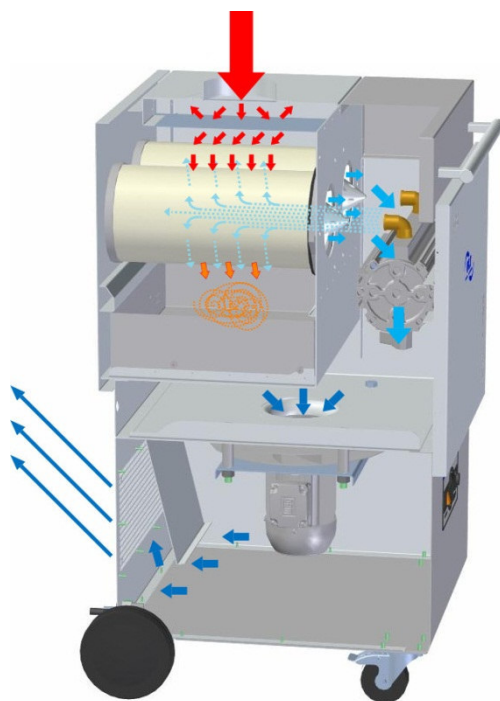
## Air extraction and filtration unit



### ASD 1200 MD 2Pa



smoke and dust



- raw gas
- clean gas
- dedusting pressure
- detached filter material
- collected filter material

#### Functional principle:

At the **clean-air side** of the filter, a vacuum generator with a high pressure reserve produces a volume flow matched to the respective application. This volume flow can be individually and infinitely variably regulated by some units. Thus, the polluted air will be reliably extracted.

The **dust particle fractions** are captured directly at the place of their origin by appropriate collecting elements and an applicable extraction arm or hose carries them to the filter elements. To prevent the filter elements from burning a baffle plate is positioned at the air intake holding back sparks.

The **particles** are separated and held back on two **filter cartridges** (polyester fibre) by the **surface filtration principle**. Clogged filter cartridges are automatically and individually treated on the basis of the **counter flow cleaning principle**. After reaching a set differential pressure the filter cartridges are cleaned with 4 – 5 bar compressed air. The **particles blown off** fall into a collecting drawer provided for the removal and disposal of the filter deposits.

#### Cartridge filter system

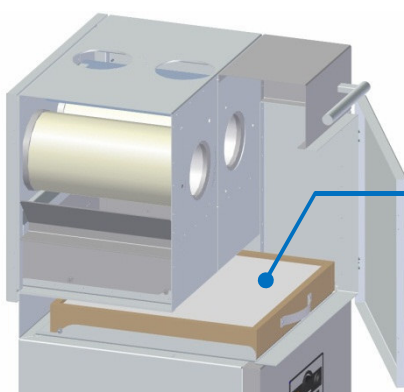
automatically cleanable filter element for high pollutant emission

Filtration set complete ULT 02.1.680:

- (1) **particulate filter** 2 filter cartridges BIA M, separation efficiency > 99% with particles 1 µm

This excellent filter efficiency makes it possible to recirculate the **filtered air** and reduce energy costs.

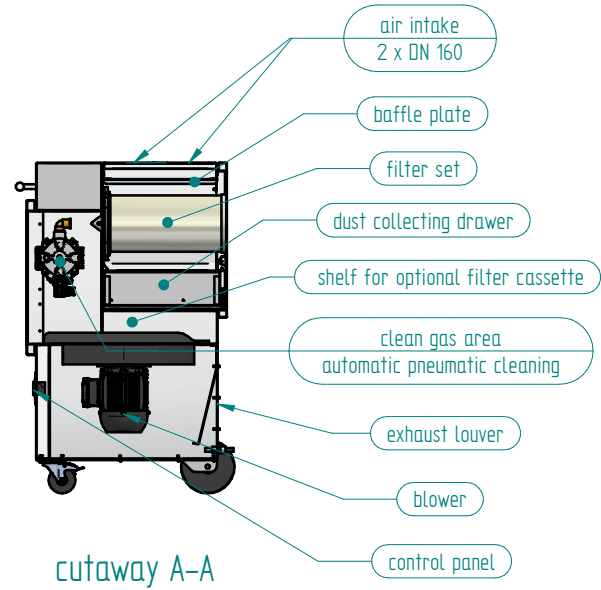
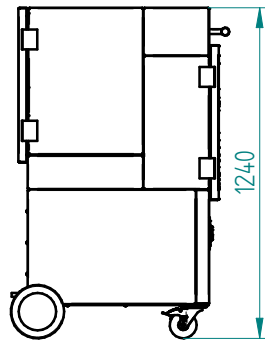
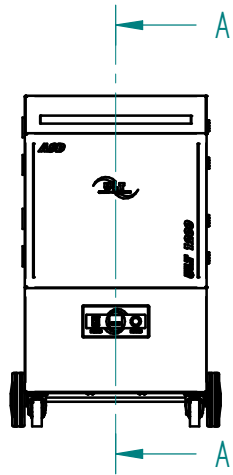
#### Optional filter elements:



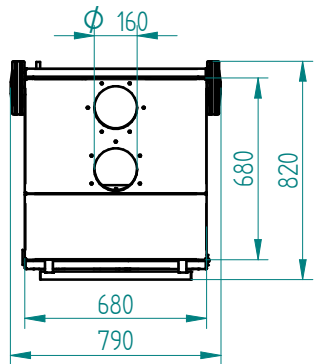
front side shelf for secondary filter:

Particle filter cassette H13, HEPA filter according to DIN EN 1822


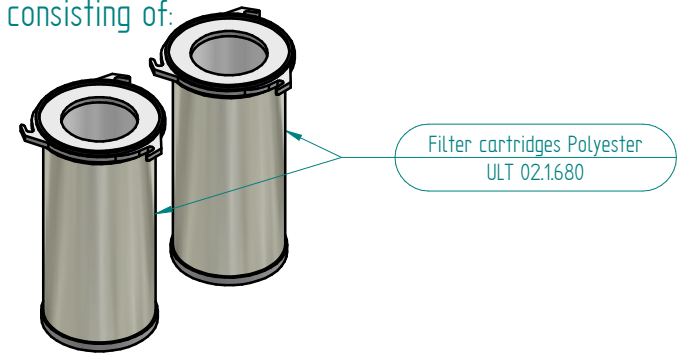
**or**  
Adsorption filter cassette A8 (8 kgs activated carbon)



cutaway A-A



filter set consisting of:



loaded particle filter indicator

operating hours counter for versions 45.14 / 81.14  
air flow controller for version 18.18

on/off switch

Weitere Maße sind dem 3D-Datensatz zu entnehmen. Für die Zeichnung behalten wir uns alle Rechte vor.  
Other measure are to be taken from the 3D record. For the drawing we reserve ourselves all rights.



				ULT AG Am Gopelreich 1 D-02708 Lobau		designation ASD 1200 MD 2Pa	
				2013	date	drawing number:	
001	base	14.02.13	JSACZ	edit.	14.02.	JSACZ	scale: 1 : 20
issue	revision	day	name	verf.		ULT 1200_00_125_001	
				Norm			